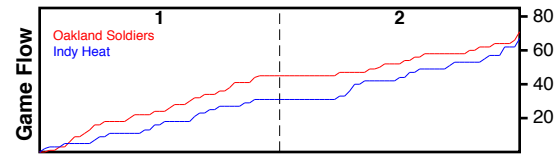


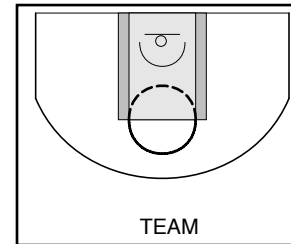

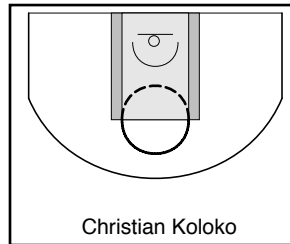
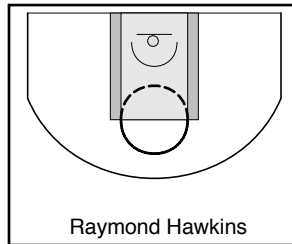
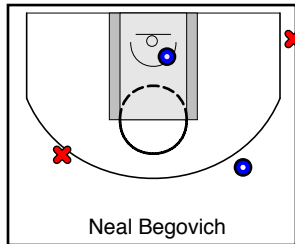
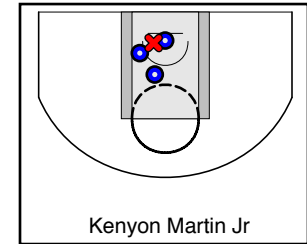
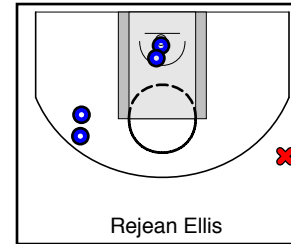
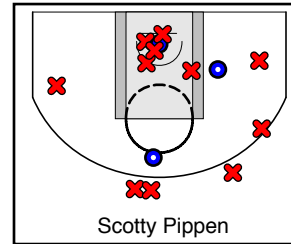
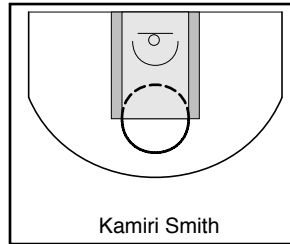
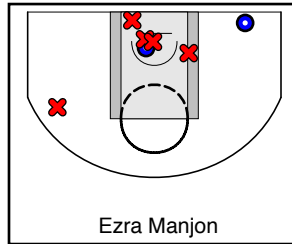
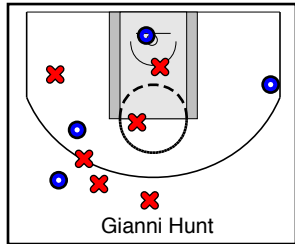
Oakland Soldiers

07/11/2018 Oakland Soldiers at Indy Heat (PEACH)

	1	2	T
Oakland Soldiers	45	26	71
Indy Heat	31	36	67



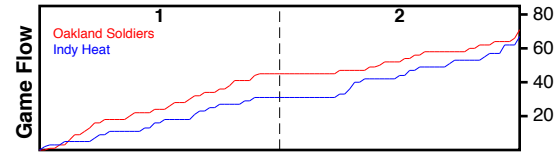
#	Name	G	MIN	FGM	FGA	FG%	2PM	2PA	2P%	3PM	3PA	3P%	FTM	FTA	FT%	OREB	DREB	REB	AST	STL	BLK	DEF	TO	PF	CHG	PM	PTS
0	Gianni Hunt	1	23	4	10	.400	1	4	.250	3	6	.500	2	2	1.000	1	3	4	5	1	0	0	1	4	0	11	13
1	Ezra Manjon	1	23	3	9	.333	3	8	.375	0	1	.000	0	0	.000	1	3	4	3	1	0	0	1	1	0	8	6
2	Kamiri Smith	1	6	0	0	.000	0	0	.000	0	0	.000	0	0	.000	0	0	0	0	0	0	0	0	0	0	0	0
3	Scotty Pippen	1	22	3	15	.200	3	9	.333	0	6	.000	5	8	.625	2	5	7	4	1	1	0	0	2	0	1	11
5	Rejean Ellis	1	19	4	6	.667	2	3	.667	2	3	.667	3	5	.600	0	3	3	0	1	0	0	0	4	0	3	13
15	Kenyon Martin Jr	1	28	5	6	.833	5	6	.833	0	0	.000	2	2	1.000	3	4	7	2	0	1	0	2	1	0	3	12
21	Neal Begovich	1	14	2	4	.500	1	1	1.000	1	3	.333	0	0	.000	1	2	3	0	0	1	0	1	0	0	3	5
23	Raymond Hawkins	1	7	0	0	.000	0	0	.000	0	0	.000	1	2	.500	0	2	2	1	0	0	0	0	3	0	6	1
24	Christian Koloko	1	4	0	0	.000	0	0	.000	0	0	.000	0	0	.000	0	1	1	0	0	0	0	2	4	0	0	0
30	Derrick Carter-Hollinger	1	16	5	9	.556	5	8	.625	0	1	.000	0	0	.000	5	6	11	1	0	1	0	2	5	0	-2	10
	TEAM	0	0	0	0	.000	0	0	.000	0	0	.000	0	0	.000	0	0	0	0	0	0	0	0	0	0	0	0
	TOTALS	1	32	26	59	.441	20	39	.513	6	20	.300	13	19	.684	13	29	42	16	4	4	0	9	24	0	4	71



Indy Heat

07/11/2018 Oakland Soldiers at Indy Heat (PEACH)

	1	2	T
Oakland Soldiers	45	26	71
Indy Heat	31	36	67



#	Name	G	MIN	FGM	FGA	FG%	2PM	2PA	2P%	3PM	3PA	3P%	FTM	FTA	FT%	OREB	DREB	REB	AST	STL	BLK	DEF	TO	PF	CHG	PM	PTS
1	Landon Lowder	1	22	3	13	.231	1	7	.143	2	6	.333	4	4	1.000	0	2	2	3	1	0	0	0	3	0	3	12
3	Ethan Brittain-Watts	1	10	0	4	.000	0	3	.000	0	1	.000	0	0	.000	0	0	0	1	0	0	0	2	1	0	-11	0
4	Harold Bennett	1	3	0	0	.000	0	0	.000	0	0	.000	0	0	.000	0	0	0	0	0	0	0	0	0	0	-3	0
6	Simon Banks	1	16	1	4	.250	0	1	.000	1	3	.333	2	2	1.000	2	4	6	1	2	0	0	1	3	0	-1	5
10	Jalen Windham	1	16	2	6	.333	1	1	1.000	1	5	.200	3	4	.750	1	2	3	1	0	0	0	0	2	0	7	8
11	Isaiah Thompson	1	15	3	7	.429	2	3	.667	1	4	.250	0	0	.000	0	1	1	1	0	1	0	2	4	0	-5	7
12	Keion Brooks	1	28	1	5	.200	1	4	.250	0	1	.000	10	12	.833	2	7	9	2	0	0	0	2	2	0	-5	12
23	Trayce Jackson-Davis	1	32	5	14	.357	5	14	.357	0	0	.000	3	7	.429	6	3	9	0	0	2	0	1	1	0	-6	13
32	Sean Cobb	1	3	2	2	1.000	2	2	1.000	0	0	.000	2	2	1.000	2	0	2	0	0	0	0	0	0	0	-4	6
33	John-Michael Mulloy	1	18	2	6	.333	2	5	.400	0	1	.000	0	1	.000	4	4	8	3	1	1	0	0	1	0	-5	4
	TEAM	0	0	0	0	.000	0	0	.000	0	0	.000	0	0	.000	0	0	0	0	0	0	0	0	0	0	0	0
	TOTALS	1	32	19	61	.311	14	40	.350	5	21	.238	24	32	.750	17	23	40	12	4	4	0	8	17	0	-4	67

