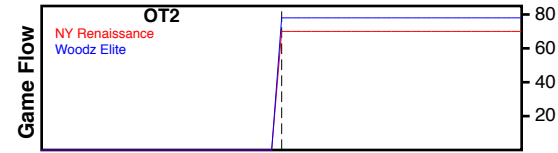


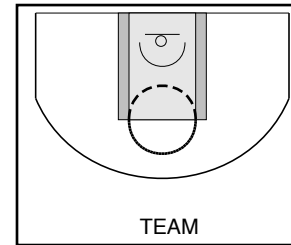
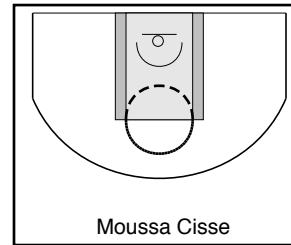
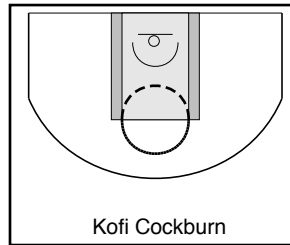
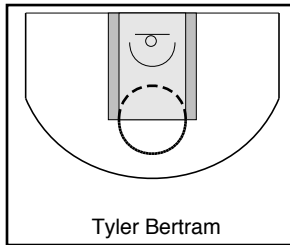
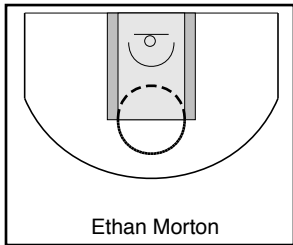
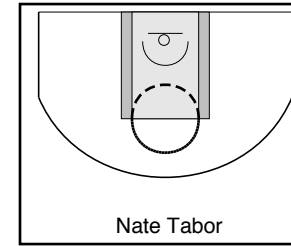

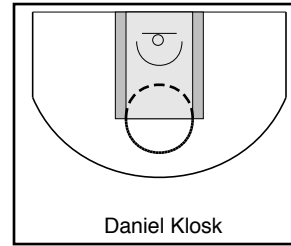
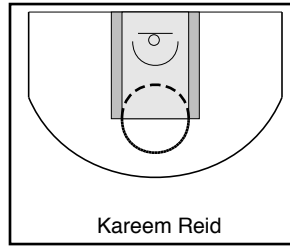
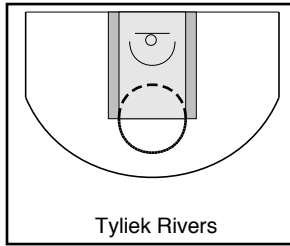
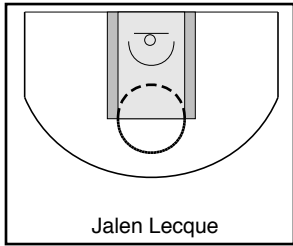
NY Renaissance

07/11/2018 NY Renaissance at Woodz Elite (PEACH)

	OT2	T
NY Renaissance	70	70
Woodz Elite	78	78



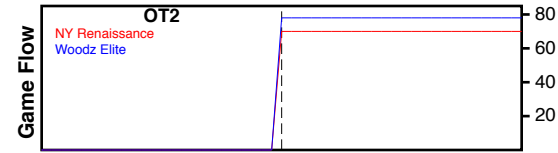
#	Name	G	MIN	FGM	FGA	FG%	2PM	2PA	2P%	3PM	3PA	3P%	FTM	FTA	FT%	OREB	DREB	REB	AST	STL	BLK	DEF	TO	PF	CHG	PM	PTS
1	Jalen Lecque	1	0	3	10	.300	3	9	.333	0	1	.000	2	5	.400	1	2	3	5	0	0	0	1	1	0	-18	8
2	Tyliek Rivers	1	0	0	0	.000	0	0	.000	0	0	.000	0	0	.000	0	0	0	0	0	0	0	0	0	0	0	0
4	Kareem Reid	1	0	2	2	1.000	2	2	1.000	0	0	.000	0	0	.000	0	0	0	0	0	0	0	0	1	0	-6	4
5	Daniel Klosk	1	0	1	4	.250	0	0	.000	1	4	.250	0	0	.000	0	0	0	0	0	0	0	0	1	0	6	3
10	Jonathan Kuminga	1	0	4	4	1.000	1	1	1.000	3	3	1.000	8	8	1.000	0	2	2	1	0	0	0	1	2	0	8	19
11	Nate Tabor	1	0	4	8	.500	2	3	.667	2	5	.400	2	2	1.000	1	4	5	1	1	0	0	1	4	0	-12	12
15	Ethan Morton	1	0	1	5	.200	1	3	.333	0	2	.000	0	0	.000	1	4	5	2	0	0	0	2	1	0	-22	2
20	Tyler Bertram	1	0	2	8	.250	0	1	.000	2	7	.286	0	0	.000	0	0	0	0	1	0	0	1	2	0	-12	6
21	Kofi Cockburn	1	0	6	8	.750	6	8	.750	0	0	.000	2	6	.333	3	3	6	0	0	0	0	0	1	0	-14	14
33	Moussa Cisse	0	0	0	0	.000	0	0	.000	0	0	.000	0	0	.000	0	0	0	0	0	0	0	0	0	0	0	0
	TEAM	0	0	0	0	.000	0	0	.000	0	0	.000	0	0	.000	0	0	0	0	0	0	0	0	0	0	0	0
	TOTALS	1	0	23	49	.469	15	27	.556	8	22	.364	14	21	.667	6	15	21	9	2	0	0	6	13	0	-8	68



Woodz Elite

07/11/2018 NY Renaissance at Woodz Elite (PEACH)

	OT2	T
NY Renaissance	70	70
Woodz Elite	78	78



#	Name	G	MIN	FGM	FGA	FG%	2PM	2PA	2P%	3PM	3PA	3P%	FTM	FTA	FT%	OREB	DREB	REB	AST	STL	BLK	DEF	TO	PF	CHG	PM	PTS
0	Gregory Johnson	1	0	0	0	.000	0	0	.000	0	0	.000	2	2	1.000	0	2	2	2	0	0	0	0	1	0	4	2
1	Mylik Wilson	1	0	2	7	.286	1	2	.500	1	5	.200	6	6	1.000	1	1	2	0	0	0	0	0	0	0	7	11
2	Terry Clardy	1	0	2	3	.667	2	3	.667	0	0	.000	0	0	.000	0	1	1	0	0	0	0	1	1	0	8	4
5	Tylor Perry	1	0	1	3	.333	0	0	.000	1	3	.333	2	3	.667	0	4	4	5	0	0	0	2	2	0	6	5
10	Collin Moore	1	0	5	9	.556	5	8	.625	0	1	.000	0	0	.000	2	1	3	3	5	0	0	1	1	0	12	10
11	Curtis White Jr	0	0	0	0	.000	0	0	.000	0	0	.000	0	0	.000	0	0	0	0	0	0	0	0	0	0	0	0
12	Michael Shanks	1	0	3	7	.429	2	6	.333	1	1	1.000	2	2	1.000	1	0	1	1	0	0	0	1	2	0	5	9
20	Decorey Watkins	1	0	0	0	.000	0	0	.000	0	0	.000	0	0	.000	0	0	0	1	0	0	0	0	0	0	-7	0
23	Akol Mawein	1	0	3	4	.750	2	3	.667	1	1	1.000	1	3	.333	2	2	4	1	0	0	0	0	4	0	18	8
25	Collin Cooper	1	0	3	6	.500	0	0	.000	3	6	.500	0	0	.000	0	2	2	0	0	0	0	0	1	0	5	9
31	Austin Crowley	1	0	7	12	.583	3	7	.429	4	5	.800	0	0	.000	1	3	4	1	0	0	0	1	0	0	12	18
34	Jason Jitoboh	0	0	0	0	.000	0	0	.000	0	0	.000	0	0	.000	0	0	0	0	0	0	0	0	0	0	0	0
	TEAM	1	0	0	0	.000	0	0	.000	0	0	.000	0	0	.000	0	1	1	0	0	0	0	0	0	0	0	0
	TOTALS	1	0	26	51	.510	15	29	.517	11	22	.500	13	16	.812	7	17	24	14	5	0	0	6	12	0	8	76

