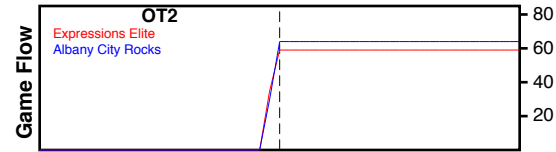


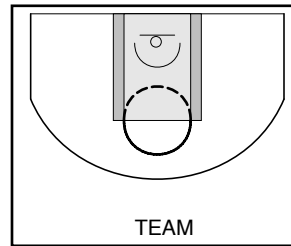
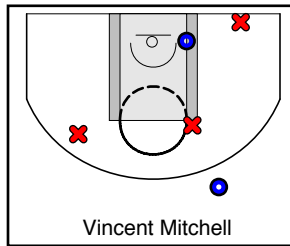
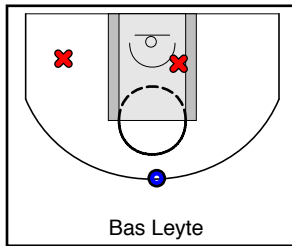
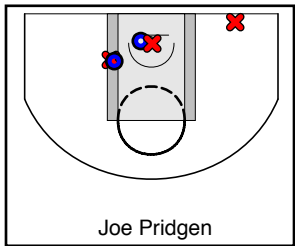
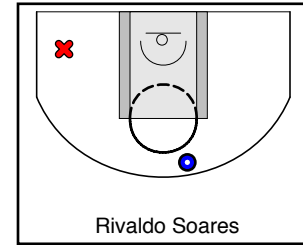
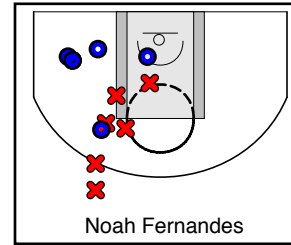
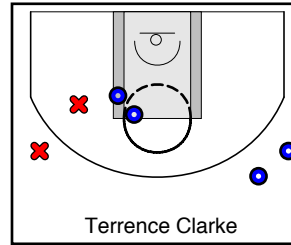
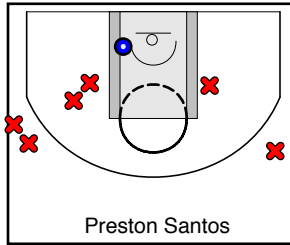
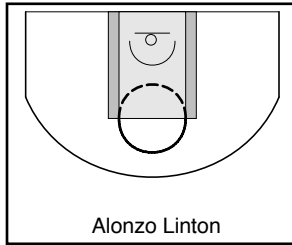
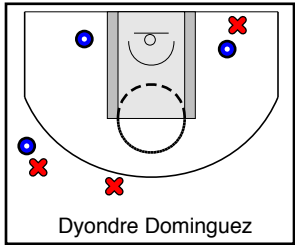
Expressions Elite

07/11/2018 Expressions Elite at Albany City Rocks (PEACH)

	OT2	T
Expressions Elite	59	59
Albany City Rocks	64	64



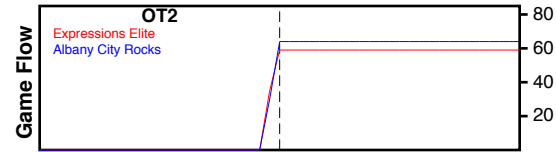
#	Name	G	MIN	FGM	FGA	FG%	2PM	2PA	2P%	3PM	3PA	3P%	FTM	FTA	FT%	OREB	DREB	REB	AST	STL	BLK	DEF	TO	PF	CHG	PM	PTS	
1	Dyondre Dominguez	1	0	4	8	.500	2	2	1.000	2	6	.333	2	3	.667	0	1	1	0	0	0	0	0	0	0	0	-10	12
2	Alonzo Linton	0	0	0	0	.000	0	0	.000	0	0	.000	0	0	.000	0	0	0	0	0	0	0	0	0	0	0	0	0
4	Preston Santos	1	0	1	7	.143	1	3	.333	0	4	.000	0	2	.000	2	3	5	0	1	0	0	0	2	0	0	-5	2
5	Terrence Clarke	1	0	5	9	.556	3	4	.750	2	5	.400	0	0	.000	1	2	3	1	2	0	0	1	1	0	0	-12	12
11	Noah Fernandes	1	0	6	12	.500	3	7	.429	3	5	.600	3	4	.750	0	4	4	4	1	0	0	0	4	0	0	-1	18
15	Rivaldo Soares	1	0	2	3	.667	0	0	.000	2	3	.667	0	0	.000	0	1	1	0	0	0	0	0	1	0	0	-1	6
23	Joe Pridgen	1	0	3	9	.333	3	8	.375	0	1	.000	1	1	1.000	3	3	6	0	1	0	0	1	1	0	0	3	7
30	Bas Leyte	1	0	1	5	.200	0	3	.000	1	2	.500	0	0	.000	0	0	0	1	0	0	0	1	2	0	0	-13	3
33	Vincent Mitchell	1	0	2	5	.400	1	2	.500	1	3	.333	0	2	.000	0	2	2	0	0	3	0	1	2	0	0	-11	5
	TEAM	1	0	0	0	.000	0	0	.000	0	0	.000	0	0	.000	5	0	5	0	0	0	0	0	0	0	0	0	0
	TOTALS	1	0	24	58	.414	13	29	.448	11	29	.379	6	12	.500	11	16	27	6	5	3	0	4	13	0	-5	65	



Albany City Rocks

07/11/2018 Expressions Elite at Albany City Rocks (PEACH)

	OT2	T
Expressions Elite	59	59
Albany City Rocks	64	64



#	Name	G	MIN	FGM	FGA	FG%	2PM	2PA	2P%	3PM	3PA	3P%	FTM	FTA	FT%	OREB	DREB	REB	AST	STL	BLK	DEF	TO	PF	CHG	PM	PTS
1	August Mahoney	1	0	2	4	.500	0	0	.000	2	4	.500	2	2	1.000	0	1	1	1	0	0	0	0	3	0	2	8
2	Miles Brown	0	0	0	0	.000	0	0	.000	0	0	.000	0	0	.000	0	0	0	0	0	0	0	0	0	0	0	0
3	Mika Adams-Woods	1	0	1	3	.333	1	3	.333	0	0	.000	2	2	1.000	0	1	1	0	0	0	0	1	3	0	1	4
4	Symir Torrence	1	0	3	6	.500	2	3	.667	1	3	.333	3	3	1.000	0	2	2	0	0	0	0	1	1	0	11	10
5	Andre Jackson	1	0	1	1	1.000	1	1	1.000	0	0	.000	0	0	.000	0	0	0	1	0	0	0	2	0	0	-3	2
8	Myles Wilmoth	0	0	0	0	.000	0	0	.000	0	0	.000	0	0	.000	0	0	0	0	0	0	0	0	0	0	0	0
10	Noah Hutchins	1	0	4	6	.667	2	3	.667	2	3	.667	0	0	.000	0	4	4	2	1	1	0	2	2	0	2	10
11	Joseph Girard III	1	0	1	7	.143	0	2	.000	1	5	.200	4	4	1.000	1	1	2	3	0	0	0	0	1	0	9	7
13	Gerald Drumgoole	1	0	2	9	.222	1	6	.167	1	3	.333	0	0	.000	1	6	7	1	0	0	0	0	1	0	18	5
15	Xavier Mayo	1	0	2	2	1.000	2	2	1.000	0	0	.000	0	0	.000	0	0	0	0	0	1	0	0	0	0	-2	4
23	Jake Cook	0	0	0	0	.000	0	0	.000	0	0	.000	0	0	.000	0	0	0	0	0	0	0	0	0	0	0	0
32	Andrew Delaney	0	0	0	0	.000	0	0	.000	0	0	.000	0	0	.000	0	0	0	0	0	0	0	0	0	0	0	0
33	Isaiah Stewart	1	0	5	13	.385	5	13	.385	0	0	.000	1	3	.333	6	5	11	0	1	3	0	1	2	0	12	11
	TEAM	1	0	0	0	.000	0	0	.000	0	0	.000	0	0	.000	1	3	4	0	0	0	0	0	0	0	0	0
	TOTALS	1	0	21	51	.412	14	33	.424	7	18	.389	12	14	.857	9	23	32	8	2	5	0	7	13	0	5	61

